

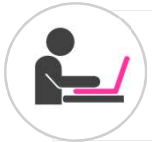


Job Wizard Webinar

Nicola Warner
Resourcing Business Partner

Monday, 3 June 2019

Job Wizard Launch




A beta version of the new Job Wizard has been deployed to Sandbox with 19.1 to allow users time to take a look and understand the functionality




Updates have been made to the functionality as part of 19.2



This will then be deployed to all live slices with 19.3, which will include additional functionality



There is no additional configuration needed



Overview



The new Job Wizard provides a more convenient and intuitive way to create jobs, thanks to its modern look and feel and improved usability



It will make it easier for all users (especially hiring managers) to create jobs



The wizard uses machine learning algorithms to make suggestions to the end user



Overview



Features you can expect...

- Mobile friendly, as the user has a one-page experience
- Jobs can be saved as 'Drafts' allowing a user to continue later
- Flexible in terms of what areas/sections are visible to users

Next phases of development...

- Upload job attachments in the Job Wizard
- Preview merge fields in the job description
- Guided tour
- Learning tips



How does it work?



Job Wizard Configuration



Under 'Organisational Properties' you are now able to configure the Job Wizard



You can choose the default job description format (HTML or TEXT) for your organisation



You can hide sections of the Job Wizard for Advanced/MSS users



If a section is hidden, the section will be hidden to all users no matter the level of access

JOB WIZARD CONFIGURATION

DEFAULT JOB DESCRIPTION FORMAT

HTML



STEPS CONFIGURATION

STEP NAME

ADVANCED

MSS

Job details - Administrative data



Job details - Contract data



Job details - Attachments



Teams



Job Description



CANCEL

SAVE

[Accepted upload file types for candidate](#)

[Admin Recruitment Content](#)

[Job Wizard configuration](#)

[Define Job Requisition format for Permanent Recruitment](#)

[Define Job Requisition format for Contractor Recruitment](#)

[Define Condition Form format for Permanent Recruitment](#)

[Define Condition Form format for Contractor Recruitment](#)

Points of consideration



**Update of training materials used for new users or Manager
Self Service users**



Configuration of the Job Wizard



Review of process

Thank you – questions?

Nicola Warner
Resourcing Business Partner

